

***** **March** projects are highlighted

Running powerpoint for projects

https://www.canva.com/design/DAFsR95RJA4/nBqVS3U7C-UQ_Nw1c7Zpzg/edit?utm_content=DAFsR95RJA4&utm_campaign=designshare&utm_medium=link2&utm_source=sharebutton

Fine Art Standards Website

https://education.ohio.gov/getattachment/Topics/Learning-in-Ohio/Fine-Arts/Fine-Arts-Standards/FA_VisualArts_June22-Final-DRAFT.pdf.aspx?lang=en-US

Kindergarten

March:

Project 1: Pablo Picasso Self Portraits

Materials: Crayons, glue, scissors, feature handouts, glue

Vocab: Self-portrait, Pablo Picasso

Standards: K.1CO Connect ideas, stories and personal experiences to works of art.
K.2CO Consider and discuss why people create and enjoy works of art




Project 2: Leprechaun drawing

Materials: Crayons, pencils

Vocab: Directed drawing, proportion

Standards: K.2RE Describe processes used to make art. K.3RE Observe and describe works of art



Project 3: 3d rainbow pots

Materials: Strips of paper, glue, construction paper, paint, paint brush

Vocab: ROYGBV, Form

Standards: K.2CR Engage in self-directed play with various materials.



Project 4: Rainbow bunny rabbits

Materials: Marker, pencil, paint, construction paper

Book: Its not Easy being a bunny

Standards: .1PE Demonstrate willingness to try new processes.



February:

Project 1: Northern Lights Polar Bear– Finished

Materials: Chalk pastel, glue, scissors, black paper

Vocab: Northern Lights

Standards: K.3PE Communicate an idea using the elements of art. K.1CR Explore environments and experiences to generate original artmaking ideas.

Project 2: Penguin Paper project

Materials: Scissors, glue, watercolor,

Vocab: Texture, watercolor

Standards: K.1PE Demonstrate willingness to try new processes. K.2PE Explore a variety of materials and tools to create works of art.

<https://www.deepspacesparkle.com/penguin-art-project/>



Project 3: Funky Cat- Finished

Materials: 12" x 18" white drawing paper, Liquid tempera paints (red, white, fuchsia, orange) OR cake tempera or watercolor paint, Black oil pastel, Medium paint brush, Drawing handout)

Vocab: Space, Shape

Standards: K.3PE Communicate an idea using the elements of art. K.3CO Share personal responses to works of art and acknowledge the opinions of others.

<https://www.deepspacesparkle.com/funky-cat-valentines-project-2/>



Project 4: Funky Cat continued

January:

Project 1: Apple Study- GOING TO USE THIS PROJECT AS A BACK UP

Materials: 2" x 18" colored sulfite paper (background), 12" x 18" white sulfite paper, Black and brown oil pastel, White chalk pastel, Cardboard apple template (you can draw through observation, too), Palette of red, yellow, and blue liquid tempera paints, Scissors and glue, Burlap or colored craft paper for the "tablecloth"

Vocab: Value, Tracing (holding an oil pastel)

Standards: K.3RE Observe and describe works of art. K.1CO Connect ideas, stories, and personal experiences to works of art.




Project 2: Watercolor technique tree landscapes- DID NOT DO

Materials: Salt, watercolor, Water, paintbrush, watercolor paper, scissors

Vocab: Watercolor techniques

Standards: K.1PR Demonstrate willingness to try new processes. K.2PR Explore a variety of materials and tools to create works of art



Project 3: **Disco Ball- COMPLETED** ripped paper-

Materials: Paper, scissors, glue, pencils

Vocab: Form, Shape

Standards: K.1CR Explore environments and experiences to generate original artmaking ideas. K.2CR Engage in self-directed play with various materials.



December

Project 1: Apple Study- Did not finish

Materials: 2" x 18" colored sulfite paper (background), 12" x 18" white sPenguin Paper

project- DID NOT DO. ADDED ANOTHER PROJECT

Materials: Scissors, glue, watercolor,

Vocab: Texture, watercolor

Standards: K.1PE Demonstrate willingness to try new processes.

K.2PE Explore a variety of materials and tools to create works of art.

<https://www.deepspaceparkle.com/penguin-art-project/>



Project 2: Oil Pastel Snowy Owls- Finished

Materials: Oil pastels, dark-colored construction paper, Owl Books, Owl Handouts

Vocab: Emphasis, contrast

Standards: K.3RE Observe and describe works of art. K.1CO Connect ideas, stories, and personal experiences to works of art



Project 3: Catching Snowflakes Oil pastels0 Finished

Materials: Oil Pastels, blue construction paper, pencils erasers

Vocab: Blending

Standards: K.1CO Connect ideas, stories and personal experiences to works of art. K.3RE Observe and describe works of art.




Project 4: Watercolor technique tree landscapes- Did not start

Materials: Salt, watercolor, Water, paintbrush, watercolor paper, scissors

Vocab: Watercolor techniques

Standards: K.1PR Demonstrate willingness to try new processes. K.2PR Explore a variety of materials and tools to create works of art



1st

March:


Project 1: Chinese Vases

Materials: Paint, white paper, handouts of vases, paintbrushes, scissors, glue

Vocab: Vases- Chinese Culture

Standards: 1.2CO Identify examples of art and artists in students' everyday lives. 1.2CR Explore materials to devise imagery and symbols.

[Chinese Vase Art Project | Deep Space Sparkle](#)



Project 2: Wax resist easter Egg

Materials: Crayons, egg template, watercolor, pencil, paintbrush

Vocab: Wax resist

Standards: 1.1PE Develop independence during artmaking. 1.2PE Engage with materials and tools to develop artmaking skills.

[Watercolor easter eggs | Deep Space Sparkle](#)



Project 3: Yarn Baskets

Materials: Yarn glue, plastic cups

Vocab: sculptures

Standards: 1.2CR Explore materials to devise imagery and symbols



Project 4: Yarn Baskets continued

[yarn baskets - Eighteen25](#)

February

Project 1: Ted Harrison Inspired Landscapes- Started

Materials: 12" x 9" watercolor paper

12" x 9" White drawing paper

Black oil pastel or Black waterproof marker

Liquid watercolor paints in turquoise, purple, orange, blue, pink

Scissors and glue

Vocab: Ted Harrison, Landscape



Standards: 1.2CO Identify examples of art and artists in students' everyday lives. 1.3CO Communicate personal emotions and read emotional content in works of art.

Project 2: Landscape continued

Project 3: Valentines day- drippy hearts- **Finished**

Materials: Oil pastels, black paper, heart to trace, facial expression handout, powerpoint on artists, paint brushes, watercolor paint

Vocab: Dasic Fernandez, Chris Uphues

Standards: 1.2CR Explore materials to devise imagery and symbols. 1.3CR Experiment with va



<https://drive.google.com/file/d/11wIOlynwDqv9Q0XztT5z0Hh1RW3NiQII/view>
<https://thebusybrushes.blogspot.com/2019/02/chris-uphues-and-dasic-fernandez.html?m=1>

Project 4: Drippy hearts continued

January

Project 1: Project 3: Perspective snowmen- COMPLETED

Materials: Oil pastels, grey construction paper, scissors

Vocab: perspective

Standards: 1.2CR Explore materials to devise imagery and symbols. 1.3CR Experiment with various elements of art to communicate meaning.



Project 2: Texture Skates- COMPLETED

Materials: Construction paper, scissors, markers, drawing materials, glue

Vocab: Texture

Standards: 1.1PR Develop independence during art making. 1.2PR Engage with materials and tools to develop art-making skills



Project 3: Watercolor technique- multimedia- DID NOT DO

Materials: Salt, watercolor, scissors, glue, paint brushes, pencils

Vocab: Multimedia, watercolor technique

Standards: 1.2PE Engage with materials and tools to develop artmaking skills. 1.3RE Explore and describe how works of art are produced



Project 4: Ted Harrison Inspired Landscapes- DID NOT DO

Materials: 12" x 9" watercolor paper

12" x 9" White drawing paper

Black oil pastel or Black waterproof marker

Liquid watercolor paints in turquoise, purple, orange, blue, pink

Scissors and glue

Vocab: Ted Harrison, Landscape

Standards: 1.2CO Identify examples of art and artists in students' everyday lives. 1.3CO Communicate personal emotions and read emotional content in works of art.

December

Project 1: Line Rugs- Finished

Materials: 12" x 18" Tru Ray Construction Paper (any bright color), Sax Tempera Cakes, Crayola Thick Markers, Sargent Oil Crayons, Elmer's School Glue or PVA Glue, Multicolored Yarn, Hole Punch

Vocab: Various lines, texture

Standards: 1.2CR Explore materials to devise imagery and symbols, 1.3CO Communicate personal emotions and read emotional content in works of art.

Project 2: Line Rugs Continued

Project 3: Perspective snowmen- Did not start

Materials: Oil pastels, grey construction paper, scissors

Vocab: perspective

Standards: 1.2CR Explore materials to devise imagery and symbols. 1.3CR Experiment with various elements of art to communicate meaning.

Project 4: Texture Skates- Did not start

Materials: Construction paper, scissors, markers, drawing materials, glue

Vocab: Texture

Standards: 1.1PR Develop independence during art making. 1.2PR Engage with materials and tools to develop art-making skills

2nd grade

March

Project 1: Positive and Negative Animals

Material: Paint, brushes, scissors, glue, paper (colored and black)

Vocab: Positive and negative

Standards: 2.2PE Apply increasing skill in the appropriate use of materials and tools. 2.3PE Produce works that intentionally incorporate the elements of art.



Project 2: Textured bunny

Materials: Black paper, chalk pastel or colored pencils have not been decided yet.

Vocab: Texture

Standards: .3CR Investigate ways to organize elements of art to express meaning. 2.1PE Show perseverance in the creative process.




Project 3: Pop- up robots

Materials: Paper, scissors, glue, pencils

Vocab: Sculpture

Standards: 2.1PE Show perseverance in the creative process. 2.2PE Apply increasing skill in the appropriate use of materials and tools.

[Art with Mr. Giannetto: 2nd Grade Robots \(youngschoolart.blogspot.com\)](http://youngschoolart.blogspot.com)




Project 4: Robots continued

February

Project 1: Northern Lights landscape- Finished

Materials: Black paper, chalk pastels, tissues, handout for techniques, pencil

Vocab: Chalk Pastel techniques



Standards: 2.2RE Use self-assessment strategies with current artworks to inform future artmaking. 2.2CR Combine materials to explore personal artistic ideas.

Project 2: Jim Dine Hearts- Did not do. Gave to kindergarten.

Materials: Colored pencils, rulers, white paper

Vocab: Artist Jim Dine

Standards: 2.2PE Apply increasing skill in the appropriate use of materials and tools. 2.3PE Produce works that intentionally incorporate the elements of



art.][<https://artroomblog.blogspot.com/2014/02/valentines-day-hearts-1st-grade.html>]

Project 3: Hearts continued

Project 4: Value Silhouettes- Did not do moved to 4th grade project

Materials: Paint, white paper, black oil pastel

Vocab: Value, Tint, shade

Standards: 2.1CR Generate artmaking ideas from multiple sources. 2.2CR Combine materials to explore personal artistic ideas
<https://creativeartroom.weebly.com/whats-happening/hues-tints-sha>



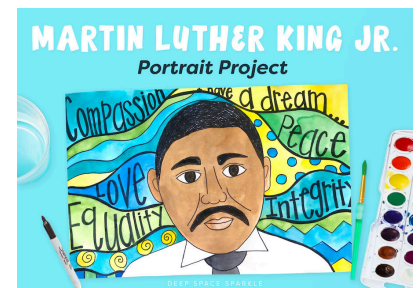
January

Project 1: Martin Luther King Jr. Portrait

Materials: 12" x 18" white sulphite paper, Black waterproof marker, Pan watercolors, Medium round paintbrush.

Vocab: Portraits, Martin Luther King Jr.

Standards: 2.3PE Produce works that intentionally incorporate the elements of art. 2.2CO Analyze how art, exhibited inside and outside of schools, contributes to communities.



<https://www.deepspacesparkle.com/martin-luther-king-jr-art-project/>

Project 2: Value Silhouettes

Materials: Paint, white paper, black oil pastel

Vocab: Value, Tint, shade

Standards: 2.1CR Generate artmaking ideas from multiple sources. 2.2CR Combine materials to explore personal artistic ideas

<https://creativeartroom.weebly.com/whats-happening/hues-tints-shades>



Project 3: Value Silhouettes Continued

Project 4: Snowy penguins

Materials: Chalk pastel, sharpie, charcoal, paint, salt, paintbrush, scissors, glue

Vocab: Charcoal, shadow

Standards: 2.1PE Show perseverance in the creative process. 2.2PE Apply increasing skill in the appropriate use of materials and tools



December

Project 1- Circle loom Weavings- Started

Materials: Paper plates, scissors, yarn, loom template, markers, tempera paint, beads.

Vocab: Loom, pattern

Standards: 2.2PE Apply increasing skill in the appropriate use of materials and tools. 2.3CO Respect and support peer ideas and creativity

Project 2: Circle Loom Weavings continued

Project 3: Value Silhouettes

Materials: Paint, white paper, black oil pastel

Vocab: Value, Tint, shade

Standards: 2.1CR Generate artmaking ideas from multiple sources. 2.2CR Combine materials to explore personal artistic ideas.

<https://creativeartroom.weebly.com/whats-happening/hues-tints-shades>



Project 4: Value Silhouettes continued

3rd grade

March:

Project 1: Flower Vases

Materials: Watercolor, oil pastels, paint brushes, water cup, scissors, glue

Vocab: Form, Still-lives (Paul Cezanne)

Standards: 3.1CO Understand that the context impacts the creation, interpretation and perception of an artwork. 3.2CO Explain the reasons and value of documenting and preserving works of art. [Elements of the Art Room: 3rd grade Spring Flowers](#)



Project 2: Vases continued

Project 3: Easter Bunny zentangles

Materials: Black marker, Bunny template (printed on white paper), Watercolors, Paintbrush, Pencil and ruler

Vocab: Complex patterns

Standards: 3.1CR Identify problems as sources in preparation for artmaking. 3.2CR Investigate artistic challenges using various materials and tools.

[Funky Easter Bunnies | Wonderbar](#)
(wonderbarart.com)



Project 4: Bunnies continued

February: Positive and negative heart- Did not do. Added
DOODLE FOR GOOGLE

Materials: Black paper, white paper, paint, scissors, paintbrushes, chalk, glue

Vocab: Positive and negative

Standards: 3.2PE Demonstrate expressive and purposeful use of materials and tools. 3.2CO Explain the reasons and value of documenting and preserving works of art.

https://www.youtube.com/watch?v=rj_ZIPk0HwI

Project 2: Hearts continued

Project 3: Fun Hair Zentangles

Materials: Digital photograph, scissors, glue, marker, pencils, erasers, powerpoints, Thick paper

Vocab: Zentangle, design, patterns

Standards: 3.1RE Compare and contrast personal interpretations of works of art with those of peers. 3.2CR Investigate artistic challenges using various materials and tools.

<http://wahooartroom.blogspot.com/2013/09/bad-hair-days.html?m=1>



Project 4: Zentangles continued

January:

Project 1: Fun Hair Zentangles

Materials: Digital photograph, scissors, glue, marker, pencils, erasers, powerpoints, Thick paper

Vocab: Zentangle, design, patterns

Standards: 3.1RE Compare and contrast personal interpretations of works of art with those of peers. 3.2CR Investigate artistic challenges using various materials and tools.

<http://wahooartroom.blogspot.com/2013/09/bad-hair-days.html?m=1>



Project 2- Zentangle hair continued

Project 3: Warm and Cool Hands

Materials: White Construction Paper, Pencils, Sharpie Marker, Paint

Vocab: Warm and Cool Colors, Movement, Illusion

Standards: 3.1PE Demonstrate flexible thinking in revising personal works of art.
3.2CO Explain the reasons and value of documenting and preserving works of art.

<https://artwithmrshurley.blogspot.com/2010/10/warm-and-cool-hands-third-grade-art.htm>

Project 4: Warm and cool hands continued

December

Project 1: One Point Perspective Fall Trees- Started

Materials: Watercolor Paper, Paintbrushes, Rulers, Pencils, Water cups

Vocab: One point perspective

Standards: 3.3PE Use principles of design to arrange the elements of art. 3.2CO Explain the reasons and value of documenting and preserving works of art.

<https://beverlygurganus.com/blogs/news/one-point-perspective-trees-art-lesson-for-kids-beverly-gurganus-fine-art>

Project 2: Fun Hair Zentangles- Did not start

Materials: Digital photograph, scissors, glue, marker, pencils, erasers, powerpoints, Thick paper

Vocab: Zentangle, design, patterns

Standards: 3.1RE Compare and contrast personal interpretations of works of art with those of peers. 3.2CR Investigate artistic challenges using various materials and tools.

<http://wahooartroom.blogspot.com/2013/09/bad-hair-days.html?m=1>



Project 3- Zentangle hair continued

Project 4: Warm and Cool Hands- Did not start

Materials: White Construction Paper, Pencils, Sharpie Marker, Paint

Vocab: Warm and Cool Colors, Movement, Illusion

Standards: 3.1PE Demonstrate flexible thinking in revising personal works of art. 3.2CO Explain the reasons and value of documenting and preserving works of art.



<https://artwithmrshurley.blogspot.com/2010/10/warm-and-cool-hands-third-grade-art.htm>

4th grade

March:

Project 1: Snowy Silhouette landscape

Materials: Paint, paint palettes, brushes, water cups, white paper

Vocab: Silhouette, value

Standards: 4.2CO Explore universal themes expressed across arts disciplines. 4.3CO Demonstrate empathetic reactions in response to works of art.

<https://www.weareteachers.com/fourth-grade-art-projects/?epik=dj0yJnU9MEFPYXJYZ3FHeG9YamoxRkdxaHpNZjhNaWZleFNmQmcD0wJm49aEt5MGNXaFBWTUVkN2ZkU0o0TEIQQSZ0PUFBQUFBR1c0N2hj>



Project 2: Cassie Stephens pizza pillows

Materials: Embroidery floss, needles, felt, scissors

Vocab: Sewing

Standards: 4.1PE Engage and persist in artistic risk-taking. 4.2PE Select and vary materials, tools and processes to achieve innovative outcomes.



Project 3: Pizza pillows

Project 4: Pizza pillows

February:

Project 1: Foil Sculpture continued, working with shadows

Project 2: Snowy Silhouette landscape

Materials: Paint, paint palettes, brushes, water cups, white paper

Vocab: Silhouette, value

Standards: 4.2CO Explore universal themes expressed across arts disciplines. 4.3CO Demonstrate empathetic reactions in response to works of art.



<https://www.weareteachers.com/fourth-grade-art-projects/?epik=dj0yJnU9MEFPYXJYZ3FHeG9YamoxRkdxahpNZjhNaWZleFNFNmQmcD0wJm49aEt5MGNXaFBWTUVkN2ZkU0o0TElQQSZ0PUFBQUFBR1c0N2hj>

Project 3: Paint continued

Project 4: Cassie Stephens pizza pillows

Materials: Embroidery floss, needles, felt, scissors

Vocab: Sewing

Standards: 4.1PE Engage and persist in artistic risk-taking.
4.2PE Select and vary materials, tools and processes to achieve innovative outcomes.




January:

Project 1: Project 1: Collaborative Circles

Materials: Handouts of $\frac{1}{4}$ circles, markers, pencils, erasers, powerpoint

Vocab: Collaboration

Standards: 4.3PE Utilize innovative ways to apply the elements of art and principles of design. 4.3CR Consider the elements of art and principles of design to create visually effective compositions




Project 2: Foil Sculptures (Observed) with lesson plan

Will attach lesson plan here

Project 3: Foil Sculptures

Project 4: Collaborative circles if they do not finish



December:

Project 1: Collaborative Circles

Materials: Handouts of $\frac{1}{4}$ circles, markers, pencils, erasers, powerpoint

Vocab: Collaboration

Standards: 4.3PE Utilize innovative ways to apply the elements of art and principles of design. 4.3CR Consider the elements of art and principles of design to create visually effective compositions

Project 2: Collaborative circles continued



Project 3: Foil Sculptures (Observed) with lesson plan
Will attach lesson plan here

Project 4: Foil Sculptures

5th grade

March


STUDENTS EARNED AN ART PARTY. Week 1 will be a donut party for students.

Project 1: Three Art Styles

Materials: Pencil, Markers, colored pencils, paper, other different drawing tools.

Vocab: Abstract, Non-Objective, and Realism

Standards: 5.1RE Use established criteria to assess works of art individually and collaboratively. 5.3PE Communicate an interdisciplinary concept using the elements of art and principles of design.




Project 2: Three Art Styles

Project 3: Four Views- Animal Art

Materials: colored pencils. construction paper

Vocab: Emphasis, point of view

Standards: 5.2RE Develop personal criteria to assess work and set goals for growth. 5.3RE Evaluate the relationship between works of art and human experience.



February:

Project 1: Chalk Pastel Landscapes

Materials, Black construction paper, pencils, oil pastels

Vocab: Texture, unity, movement

Standards: 5.1RE Use established criteria to assess works of art individually and collaboratively. 5.2RE Develop personal criteria to assess work and set goals for growth.


Project 2: Chalk continued

Project 3: Three Art Styles

Materials: Pencil, Markers, colored pencils, paper, other different drawing tools.

Vocab: Abstract, Non-Objective, and Realism

Standards: 5.1RE Use established criteria to assess works of art individually and collaboratively. 5.3PE Communicate an interdisciplinary concept using the elements of art and principles of design.



Project 4: Drawings continued

January:

Project 1: Yarn bowls

Materials: Coil Core, yarn, scissors

Vocab: Sculpture, form

Standards: 5.2CR Investigate ideas and inform artmaking through available resources. 5.2PE Develop technical skills to strengthen artmaking



Project 2: Bowls Continued

Project 3: Chalk Pastel Northern Lights

Materials, Black construction paper, pencils, oil pastels

Vocab: Texture, unity, movement

Standards: 5.1RE Use established criteria to assess works of art individually and collaboratively. 5.2RE Develop personal criteria to assess work and set goals for growth.



Project 4: Chalk Pastel Northern lights

December

Project 1: Zentangle Hands- Started

Materials: Markers and pencils in various colors, White paper, pattern handouts/examples, powerpoint

Vocab: Zentangle, pattern, movement

Standards: 5.2CR Investigate ideas and inform artmaking through available resources. 5.3PE Communicate an interdisciplinary concept using the elements of art and principles of design.

<https://www.messylittlemonster.com/2023/03/zentangle-hands-art-project.html>

Project 2: Yarn bowls- Started

Materials: Coil Core, yarn, scissors

Vocab: Sculpture, form

Standards: 5.2CR Investigate ideas and inform artmaking through available resources. 5.2PE Develop technical skills to strengthen artmaking



Project 3: Yarn Bowls continued

Project 4: Yarn Bowls

6th grade


March

Project 1: Colored Pencil still lifes

Materials: Construction paper, colored pencils, still life props

Vocab: Still-lifes

Standards: 6.1PE Compare and contrast various levels of artisanship. 6.2PE Identify technical skills that impact artmaking.



Project 2: Still lifes

Project 3: Online digital project. Google drawing

Materials: Chromebooks

Vocab: Low poly

Standards: 6.1CR Reference multiple sources for visual expression. 6.2CR Brainstorm and experiment independently with ideas.



Project 4: Digital drawing

February:

Project 1: Ted Harrison Landscapes

Materials: Oil Pastels, White construction paper, pencils

Vocab: Ted Harrison

Standards: 6.2PE Identify technical skills that impact artmaking. 6.3PE Purposefully incorporate the elements of art and principles of design to construct works of art.



Project 2: Landscapes continued

Project 3: Room Drawings

Materials: Room handout, pencil, eraser, colored pencils, ruler

Vocab: Perspective

Standards: 6.1CR Reference multiple sources for visual expression. 6.3CO Link observations, life experiences, and imagination for personal and creative expression.

Project 4: Rooms continued



January:

Project 1: Room Drawings

Materials: Room handout, pencil, eraser, colored pencils, ruler

Vocab: Perspective

Standards: 6.1CR Reference multiple sources for visual expression. 6.3CO Link observations, life experiences, a



Project 2: Room Drawings Continued

Project 3: Watercolor Birch Trees

Materials: Watercolor, paintbrush, water, watercolor pad, tape

Vocab: J.W.M. Turner, Landscape

Standards: 6.1CR Reference multiple sources for visual expression. 6.2CO Identify the importance of lifelong involvement and advocacy in visual arts



Project 4: Watercolor birch trees continued

<https://www.tate.org.uk/kids/explore/who-is/who-claude-monet>

December:

Project 1: Room Drawings- Did not start

Materials: Room handout, pencil, eraser, colored pencils, ruler

Vocab: Perspective

Standards: 6.1CR Reference multiple sources for visual expression. 6.3CO Link observations, life experiences, and imagination for personal and creative expression.



<https://petersansom.files.wordpress.com/2019/01/reverse-perspective-diagram.pdf>

<https://petersansom.wordpress.com/2019/01/25/remember-thisthe-reverse-perspective/>

Project 2: Room Drawings

Project 3: Pop art candy- Finished

Materials: 12X12 paper, colored pencils, sharpie, pencil, candy wrappers

Vocab: Pop art, emphasis

Standards: 6.1PE Compare and contrast various levels of artisanship. 6.2PE Identify technical skills that impact artmaking.

<http://beckermiddleart.blogspot.com/2013/10/pop-art-candy-paintings.html?m=1>

Project 4: Pop art candy